

Eddie Baza Calvo
Governor of Guam

 **BUREAU OF
STATISTICS & PLANS**
SAGAN PLANU SIHA YAN EMFOTMASION



Ray Tenorio
Lieutenant Governor

Government of Guam
P.O. Box 2950 Hagåtña, Guam 96932
Tel: (671) 472-4201/3
Fax: (671) 477-1812

Lorilee T. Crisostomo
Director

OCT 24 2014

32-14-2184⁸

Speaker Judith T. Won Pat, Ed. D.
I Liheslaturan Guåhan
I Mina' Trentai Dos Na Liheslaturan Guåhan
155 Hesler Place
Hagåtña, Guam 96910

Hafa Adai Speaker Won Pat:

Enclosed is the Bureau of Statistics and Plans FY 2013 Citizen-Centric Report as required by Public Law 30-127. An electronic copy was also sent to the Office of Public Accountability.

Should you have any questions, please do not hesitate to contact me at 472-4201/2/3 or facsimile at 477-1812.

Si Yu'os Ma'åse',

LORILEE T. CRISOSTOMO
Director

2014 OCT 24 PM 2:59 4

Enclosure

cc: Public Auditor, Office of Public Accountability

Office of the Speaker
Judith T. Won Pat, Ed.D

Date: 10/24/14


Time: 2:09

Received By: CARL SANCHEZ, MPA

2184

BUREAU of STATISTICS and PLANS

A REPORT TO OUR CITIZENS



FY 2013 Citizens Centric Report

Published 10/24/2014

HIGHLIGHTS

Some of the published reports and completed activities in 2013 are highlighted:

- ◆ Prepared the *Annual Compact Impact Report* for Governor Eddie Baza Calvo to submit to U.S. Department of Interior of accrued costs for providing educational and social services to Freely Associated States citizens or immigrants of the Federated States of Micronesia, Republic of Palau, and Republic of the Marshall Islands.
- ◆ Published the *Import and Export Trade Data Reports* of goods brought in to Guam and originated from Guam for sale or trade.
- ◆ Published *Consumer Price Index Reports* that measured average change in prices of goods and services purchased over time.
- ◆ Released the *Guam Statistical Yearbook* ending year 2012 including historical, social, and economic statistics reflecting the island's economic development and performance.
- ◆ Released the *2010 Guam Census Summary File* providing detailed housing and population information at the island-wide, village and block level as released by US Census Bureau.
- ◆ Made available a compilation of the 2010 Census data released by US Census Bureau and images of data collection records from the 1920, 1930 and 1940 Censuses to state data center affiliates.
- ◆ Implemented U.S. Department of Justice (USDOJ), National Oceanic and Atmospheric (NOAA), and Department of Interior



2013 Guam International Coastal Cleanup attracted 5,227 volunteers collecting 1,855 trash bags of 24,100 pounds of waste.

(DOI) Grants by financially assisting sub-recipients for a residential substance abuse treatment program, safe neighborhood project activities, law enforcement and court sponsored initiatives, fisheries and environmental program initiatives.

- ◆ Prepared the *FY 2013-2016 Drug Control, Violent Crime and Criminal Justice Systems Improvement Strategy*.
- ◆ Continued the Guam International Coastal Cleanup in 2013 to collect and tabulate all types of trash found in the coastal areas.
- ◆ Sponsored the Kika Clearwater Summer Camp, Guardian of the Reefs, Pig Hunting Derby, and other activities providing awareness of Guam's natural resources and conservation efforts.

Inside this issue:

Program Performance	2
Fiscal Performance	3
Challenges & Moving Forward	4

Mailing Address:

P.O. Box 2950
Hagatna, Guam 96932

Physical Address:

513 W Marine Corps Dr
Hagatna, GU 96910

Contact:

(671) 472-4201 or 4202/3
Fax (671) 477-1812
www.bsp.guam.gov

Office Address:

Director & Administrative Office,
Business & Economic Statistics,
Planning Information, and Socio-
Economic Planning located at the
Ricardo J. Bordallo Governor's
Complex in Adelup.

Guam Coastal Management Program
and Land Use located at 777 Rte. 4,
Suite 5A, Phase II Complex, located
in Sinajana (next to Civil Service
Commission).



Representatives from public and private sectors attend BSP's stakeholders' meeting to discuss updating the 2011 Comprehensive Economic Development Strategy.

MISSION STATEMENT

The mission of the Bureau of Statistics and Plans is to ensure Guam's resources are effectively used for the benefit of present and future generations by appraising, coordinating, preparing, and assisting in the development of a wide range of plans, policies, studies and statistics that further economic, social, land use, environmental and infrastructural goals, priorities and planning activities.

BSP is a staff agency to the Office of the Governor. Other public laws and Governor's Executive Orders granted additional roles to BSP such as providing administrative support to the Guam Developmental Disabilities Council and providing a preliminary Business Sector Disaster Damage report to the Governor in the aftermath of a Typhoon.

Published and released the 2012 Statistical Yearbook portraying current and historical socio-economic trends and performance over time. Highlights on vital statistics and village projections are presented.

Vital Statistics Summary

Event	2011	2010
Births	3,298	3,419
Deaths	842	872
Fetal Deaths	37	49
Marriages	1,579	1,484
Divorces	734	718
Life Expectancy ^{1/}	78.3	78.2
Male	75.3	75.1
Female	81.6	81.4

Source: Office of Vital Statistics, DPHSS.

^{1/} International Data Base, International Programs Center, U.S. Census Bureau

The FY 2013 Annual Report on the Impact of the Compacts of Free Association was completed. The cost for Guam to provide educational, public safety and health and welfare services to Freely Associated State citizens was \$128 million.



In FY 2013, a total of 156 applications were reviewed for consistency with Guam's policies and adherence with applicable federal and local statutes and Guam State Clearinghouse requirements.

Application Reviews	FY 2013	FY 2012
Guam State Clearinghouse	54	61
Guam Land Use Commission Reviews	42	56
Federal Consistency	60	78
Total	156	195

Village Population Projection

Total	2014	2013	2012	2011	2010
	161,001	160,378	159,914	159,600	159,358
Agana Heights	3,847	3,832	3,821	3,814	3,808
Agat	4,968	4,948	4,934	4,924	4,917
Asan-Maina	2,159	2,151	2,144	2,140	2,137
Barrigada	8,967	8,932	8,906	8,888	8,875
Chalan Pago-Ordot	6,892	6,866	6,846	6,832	6,822
Dededo	45,406	45,231	45,100	45,011	44,943
Hagatna	1,062	1,058	1,055	1,053	1,051
Inarajan	2,296	2,288	2,281	2,276	2,273
Mangilao	15,348	15,288	15,244	15,214	15,191
Merizo	1,869	1,862	1,856	1,853	1,850
M-T-M	6,895	6,869	6,849	6,835	6,825
Piti	1,469	1,463	1,459	1,456	1,454
Santa Rita	6,147	6,123	6,105	6,093	6,084
Sinajana	2,619	2,609	2,601	2,596	2,592
Taiofofo	3,081	3,070	3,061	3,055	3,050
Tamuning	19,888	19,811	19,754	19,715	19,685
Umatac	790	787	785	783	782
Yigo	20,751	20,670	20,611	20,570	20,539
Yona	6,547	6,521	6,503	6,490	6,480

Source: 2010 Census Population and Housing

Updated Guam's FY 2013–2016 Drug Control, Violent Crime and Criminal Justice Systems Improvement. Multi-jurisdictional task force data on drug seizures and the value of drugs seized are presented.

Multijurisdictional Task Force Drug Seizures and Value of Drugs Seized

Drugs in Guam	CY 2013		CY 2012	
	Seizure	Value	Seizure	Value
Methamphetamine	34,922.39	\$20,281,477.82	34,557.43	\$25,916,656.00
Marijuana	2,267.00	\$62,898.00	3,000.00	\$80,463.00
Marijuana Plants	87	\$87,000.00	424	\$424,000.00
Heroin	0	\$0.00	0	\$0.00
Cocaine	0	\$0.00	0	\$0.00
MDMA ² (Estacy)	499	\$24,950.00	0	\$0.00
Spice/Salviya	1,982.00	\$19,190.00	25,064.99	\$179,844.65
Spice/Salviya: Vials	0	\$0.00	320	\$16,000.00
Total Drugs Seized in Grams	39,757.39	\$20,475,515.82	63,366.42	\$26,616,963.65

Source: Guam's Multi-jurisdictional Task Force FY 2013 Quarter Progress Reports

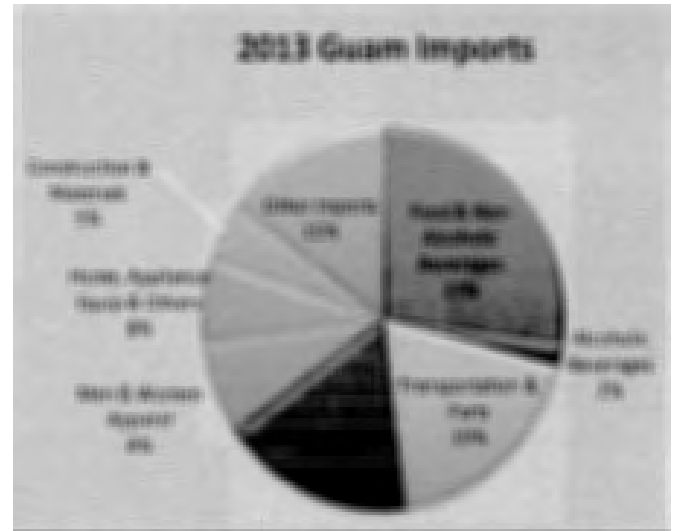
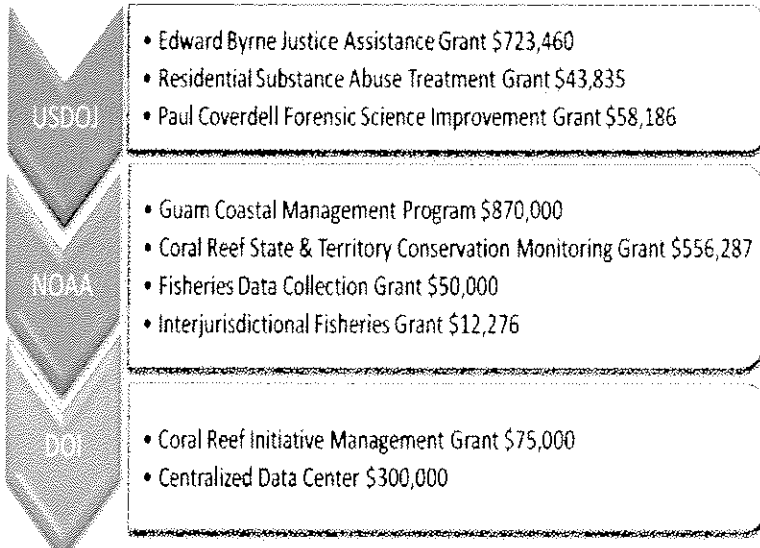


In support of fisheries management and sustainability, BSP collected data and reported activities of large scale fisheries on Guam. Only two (2) commercial fishing agencies are doing business on Guam. There were a total of 202 Port-of-Calls offloading 2,047 metric gross tonnage of fishes. Marine fisheries big eye and yellow fin tuna were the most common catch.

REVENUE DETAIL

Fiscal Year	General Fund
FY 2013	\$1,119,252
FY 2012	\$1,222,034

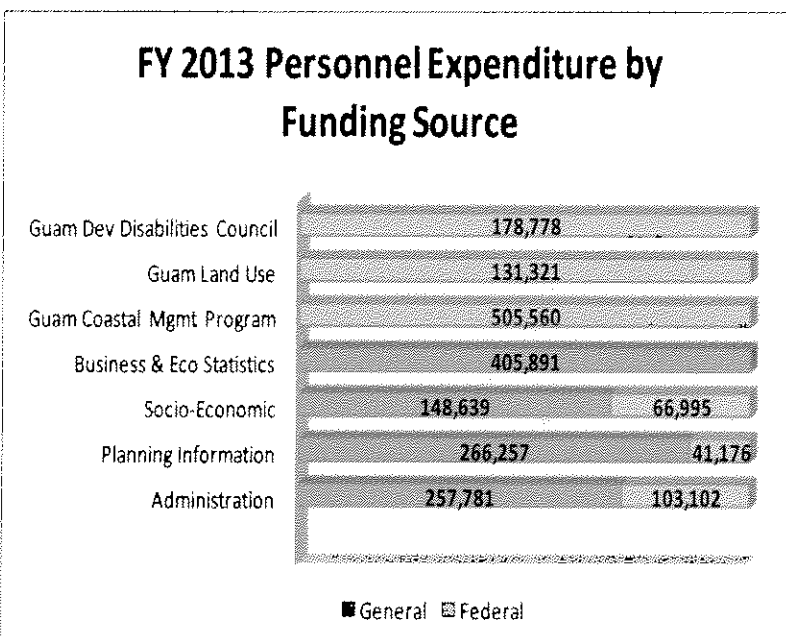
In FY 2013, the Bureau applied and received nine (9) grant awards totaling \$2,689,044. Although the Bureau experienced reductions in major grant awards, the Bureau experienced a 12% increase as compared to FY 2012 due to receiving other NOAA and DOI grants. Approximately \$848,154 was retained for personnel expenses. BSP manages approximately 11 million in both new and active grants. USDOJ and NOAA grants are awarded for a 3 year-grant period with a large percentage passed to sub-grantees to implement criminal justice projects, coastal and environmental initiatives.




The annual estimates for imports range from \$583 to \$687 million. The top five trading countries with Guam are the United States, Italy, France, Japan and Switzerland.

EXPENDITURE DETAIL

BSP's expenditures primarily consisted of salaries and benefits. Operational expenditures from the General Fund include telephone and supplies, and subsidized rent for the Guam Developmental Disabilities Council (GDDC). Of the 32 employees of the Bureau in FY 2013, 18 are locally funded and 14 are 100 percent federally funded.



Expenditure Category	Total Expenditures
Personnel	\$2,168,093
General	\$1,119,252
Federal	\$1,048,841
Operations	\$36,391
Supplies	\$6,391
Telephone	\$9,000
Office Rent (GDDC)	\$21,000




Some challenges in 2013:

- ◆ Due to Federal funding cuts, BSP continued to experience reductions in federal dollars to assist sub-recipients implement projects that addressed law enforcement, treatment, and court programs, in addition to fisheries, coastal and environmental initiatives.
- ◆ Four senior staff employees who possessed tremendous institutional knowledge and expertise in critical program areas retired in 2013. BSP would anticipate an additional five senior level staff to retire in 2014 as well.
- ◆ Due to 15% reserve budgetary control, federal funding constraints, and lengthy hiring process with BBMR and DOA, BSP was unable to execute an effective recruitment plan to fill vacancies.
- ◆ Continued to experience challenges in obtaining federal clearances on special award conditions such as the Section 106 review process and permitting requirements to meet grantor approval in a timely manner.
- ◆ Continued providing from BSP's General Fund appropriation to cover office lease space and all communication lines to GDDC in addition to providing administrative support to process financial documents.



Saruwantari for over 30 years of service to the Government of Guam.



MOVING FORWARD

The BSP will continue moving forward in 2014 with the following and more:

- ◆ Prepare and publish quarterly publications for Import and Export Trade Data and Consumer Price Index reports.
- ◆ Develop and publish 2013 Statistical Yearbook.
- ◆ Produce Guam Facts & Figures At-a-Glance brochures and other materials needed for policy makers, leaders, researchers, and businesses to make sound policies and decisions to improve the Island's economic viability and resource sustainability.
- ◆ Provide technical support to GovGuam entities when needed in order that they meet their missions such as assisting GVB with data process and secondary data checks on monthly visitor arrivals.
- ◆ Provide training to public sectors on the American FactFinder, US Census portal, to obtain census data.
- ◆ Begin collaboration with US Census Bureau officials in the planning of the 2020 Census.
- ◆ Coordinate with UOG to secure funding from US DOI to conduct a Household Income and Expenditure Survey for Guam critical to updating Guam's Gross Domestic Product.
- ◆ Continue to prepare the Annual Compact Impact Report to identify and assess the costs incurred for services to the Freely Associated States migrants on Guam.
- ◆ Continue securing federal dollars as the State Authorizing Agency for USDOJ to fund programs requested by law enforcement agencies, victim treatment institutions, and forensic laboratory.
- ◆ Continue securing federal dollars from NOAA to compile commercial fishery data, and to pursue conservation, coastal and environmental programs.
- ◆ Provide education and environmental awareness with schools and community outreaches like the International Coastal Cleanup, Kika Summer Camp, Guardian of the Reef Program, and more.
- ◆ Serve as the catalyst for planned and balanced economic, social, environmental and physical growth through intergovernmental review of federal programs via the Guam State Clearing-house, legislative review of bills, Federal

- ◆ Consistency review of federal projects per agreement with NOAA, and the mandated review process of elements via Comprehensive Development Plans.
- ◆ Provide updates to current development plans such as the 2011 Guam Comprehensive Economic Development Strategy.
- ◆ Develop the 2014 Guam Marine Conservation Plan.



BSP and DoAg partnered with Merizo Mayor's Office for the Pig Hunting Derby. Over 40 pigs or feral ungulates were caught using firearms and archery. DoAg held firearms safety workshops prior to the derby event.